



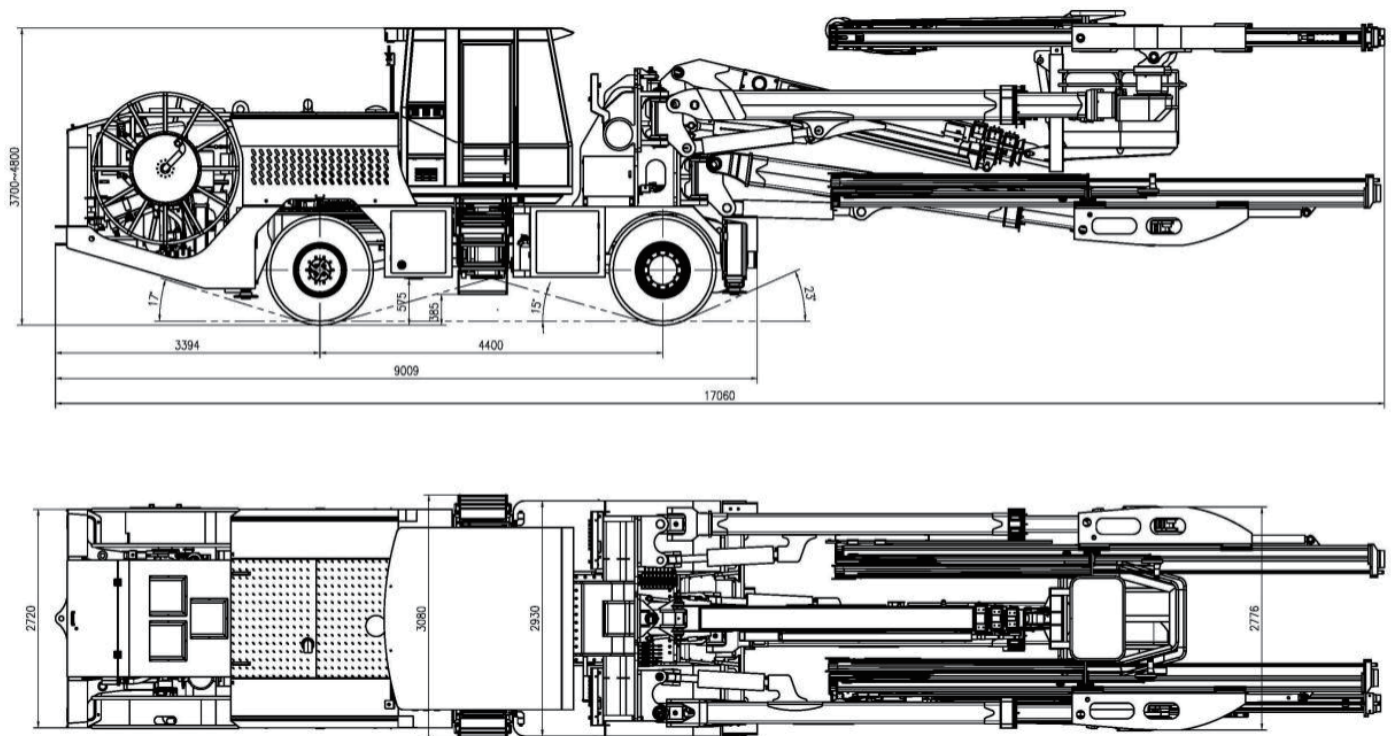
Scope of application

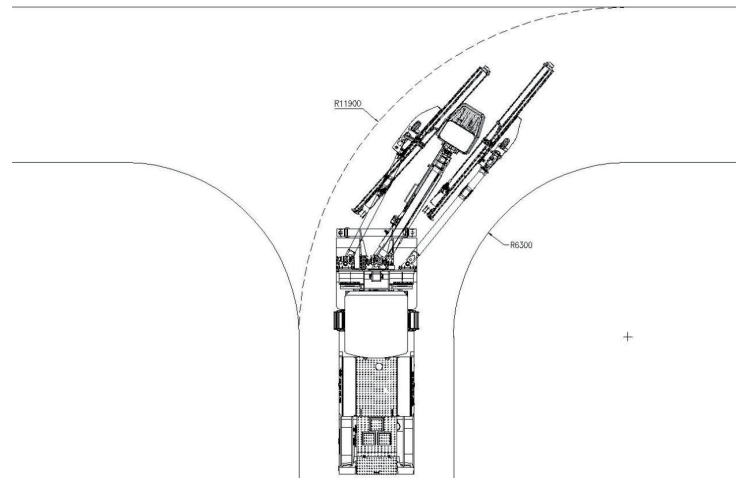
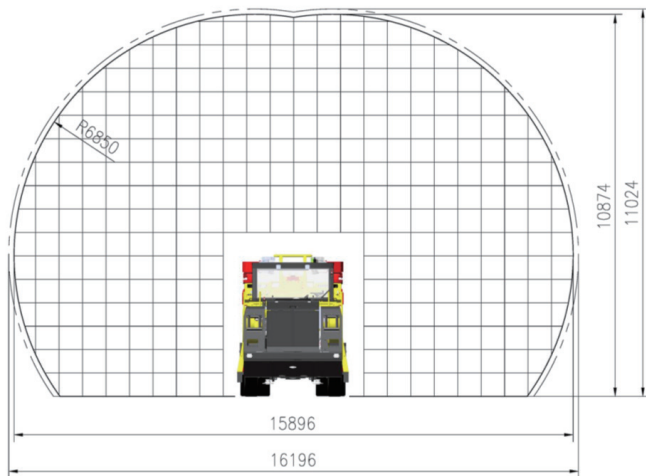
Applicable to 35m²-195m² Excavation and anchor rod hole operations for highway and railway tunnels, pumped storage power stations, hydro-power stations, reservoir irrigation tunnels, and underground caverns.

Main benefits

- > Fully computer-controlled drilling system, automatic positioning and drilling, precise control of the angle of the propelling beam and the depth of the hole, small amount of over-digging.
- > One machine requires only three people to operate, workers away from the palm face, making construction safer.
- > Automatic drilling, automatic anti-jamming, fast drilling speed for single hole, improving construction progress.
- > Fully enclosed cab, humanized design for operation, less noise and dust damage.

Measurements





Technical specifications

Main parameters	
Overall weight	47000 kg
Overall dimensions	17060×2930×3700mm
Scope of work (Width × Height)	16000×11000mm
Turning radius	External 11900mm Interior 6300mm
Maximum coverage area	195m ²
Minimum tunnel height	5m

Drilling rig control system	
Control type of drilling rig system	Computer control
Type of Control panel	Touch based
Type of power supply for electronic systems	24V DC
Type of drill arm control	Manual/semi-automatic

Working platform	
Quantity	1
Scope of operating (Width × Height)	20×12m
Lifting force	500kg
Telescopic Stroke	7700mm

Rock drill	
Model x Quantity	U1838ME×3
System pressure	210bar (Max)
Impact power	18kW
Impact pressure	210bar (Max)
Impact frequency	60(times/min)
Rotary hydraulic oil pressure	210bar (Max)
Rotational torque	1000N·m
Slewing speed	210(r/min)
Flushing water pressure	10 ~ 25bar
Weight	180kg

Feed	
Quantity	2
Type of feed	Cylinder-Wire Rope
Total length of feed	7180mm
Operating distance of feed	1800mm
Maximum propulsion force	20kN
Drill pipe length	5525mm
Drilling diameter	41 ~ 89mm
Depth of drill holes in a single advance	5200mm
Rotation angle	±180°
Angle of pitch	±180°
Swing angle	-15° ~ +70°

Drilling hydraulic system	
Hydraulic control mode	Electric proportional load sensitivity
Motor power x quantity	55kW×3
Main hydraulic oil pump model/manufacturer	力龙
Rated pressure of main hydraulic oil pump	210bar
Hydraulic oil tank capacity	800L
Pressure oil and return oil accuracy	10μm

Water system	
Booster water pump model	KQDP
Booster water pump power	11kW
Rated displacement	260L/min
Rated pressure	10bar
Water pressure during drilling	10 ~ 15bar

Cable reel	
Main cable model	3×185 + 120/3
Cable length	100m

Chassis	
Walking speed	15km/h
Climbing ability	26.8%
Ground clearance	380mm
Minimum internal turning radius	6300mm
Minimum external turning radius	11900mm
Front and rear wheel wheelbase	4400mm
Front/Rear Wheelbase	2080/2300mm
Front/rear tire model x quantity	14.00-R24×6
Braking system	Hydraulic service brake+parking brake
Steering system	Hydraulic power steering/rear wheel steering
Fuel tank volume	120L

Drill arm	
Quantity	3
Control method	computer-guided control
Coverage area	195m ²
Telescopic Stroke	2500mm
Swing and pitch angle	Swing ±45° Pitch -30° to +60°

Electrical system	
Main electrical component models/manufacturers	ABB
Total input power	190kW
Voltage/Frequency	380V/55Hz
Cable length and reel capacity	100m
Starting method	星三角

Air system	
Displacement/Pressure	2 (m ³ /min)/8bar
Fuel consumption of drill tail	4.8ml/min